




The National Domestic Violence
HOTLINE

1.800.799.SAFE (7233) • 1.800.787.3224 (TTY)

2015 Nevada State Report

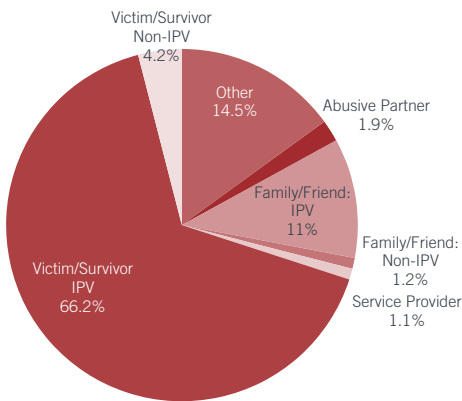
Based on Hotline contacts documented January–December 2015

In 2015, the National Domestic Violence Hotline documented **1,791 contacts** from Nevada. The state ranks 23 in terms of Hotline contact volume. The Hotline provides Crisis Intervention, Safety Planning, Referrals and DV Education for these contacts.

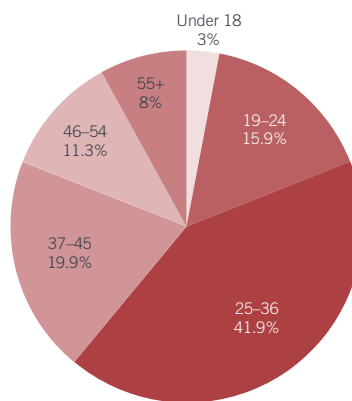
	Phone	1,668
	Chat	123
	TTY	0
	Total	1,791

*Contacts documented refers to the calls and online chats where a location was self-disclosed by the caller or chatter.

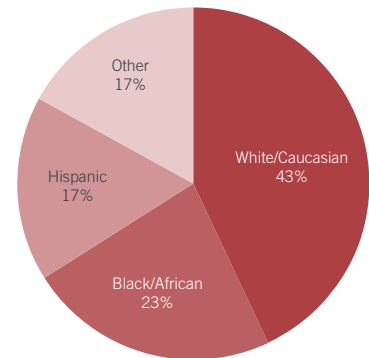
Who is calling The Hotline?



Caller Type



Victim Age



Caller Ethnicity

Caller Type Definitions:

- Victim/Survivor: IPV (Intimate Partner Violence) – a victim or survivor of abuse from his/her partner or spouse
- Friend/Family: IPV (Intimate Partner Violence) – a friend or family member of a victim/survivor of IPV or abusive partner
- Victim/Survivor: Non-IPV– a victim or survivor of abuse by anyone else: parent, sibling, caretaker, etc.
- Friend/Family: Non-IPV – a friend or family member of a victim of any other type of abuse, such as child or elder abuse
- Service Provider – a caller from any agency, including other domestic violence agencies, which provides social services
- Abusive Partner – a caller who identifies as abusive or who an Advocate believes to be an abusive partner
- Other – any caller about whom an Advocate is able to gather info, but who does not fit into an above category; this might include callers like law enforcement or medical professionals

Top 10 Cities in Contact Volume

1. Las Vegas	69%
2. Reno	13%
3. Henderson	5%
4. Carson City	2%
5. Sparks	1%
6. Elko	1%
7. Mesquite	1%
8. Fernley	1%
9. North Las Vegas	1%
10. Gardnerville	1%
Total:	95%

The National Domestic Violence Hotline is a 501c3 organization that relies on generous contributions from the public, government and corporations to continue operation.

What are victims experiencing?

95%

Emotional/Verbal Abuse

degradation, threats, insults, humiliation, isolation, etc.

71%

Physical Abuse

hitting, biting, choking, etc.

16%

Economic/Financial Abuse

control finances, ruin credit, etc.

8%

Sexual Abuse

rape, exploitation, coercion, etc.

4%

Digital Abuse

steal passwords, constant texts, etc.



Referrals to Service Providers

1,831

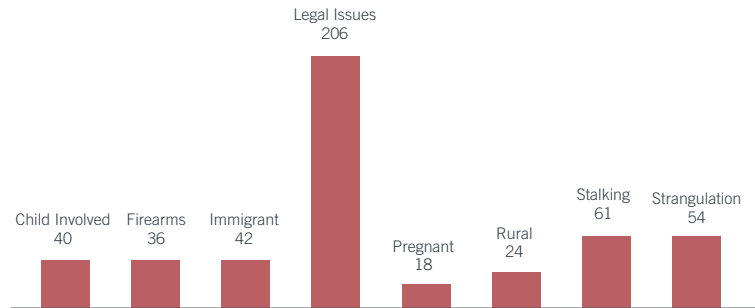
Offers to Direct Connect

715

Referrals to Other Resources

378

Most Commonly Disclosed Special Factors in Victims' Experiences



Those disclosing legal issues:

Protective Orders	203	36%
Other	245	43%
Custody/Visitation	116	20%
Divorce	91	16%
Citizenship/Documentation	33	6%
Interstate Custody	22	4%

Commonly Requested Hotline Services:

Domestic Violence Shelter	304	24%
Legal Advocacy	280	22%
Individual Professional Counseling	250	20%
DV Support Groups	205	16%
DV Nonresidential Services	184	15%
Legal Representation	138	11%

Most-REFERRED Resources

- Womenslaw.org
- 211 - United Way
- Nevada Network Against Domestic Violence
- HELP of Nevada
- Crime Victim Compensation and Statewide Victim Services - Nevada



This report was supported by Grant Number 90EV0426 from Administration on Children, Youth and Families, Family and Youth Services Bureau, U.S. Department of Health and Human Services.